



















# Lockdown activities

Tuesday 2<sup>nd</sup> April



























## Can you crack these animal codes?


**Animal code**

a	b	c	d	e	f	g
						
h	i	j	k	l	m	n
						
o	p	q	r	s	t	u
						
v	w	x	y	z		
						































Use the animal code to crack this message.




















Use the animal code to crack this message.



Use the animal code to crack this message.



## Pikelets

Note - You might need an adult to help you with the frying and flipping. Please ask your parent first before starting.

### Ingredients

- 1 cup plain flour
- 1 tsp baking powder
- 1/4 tsp salt
- 1 egg
- 1/4 cup **Chelsea White Sugar**
- 3/4 cup milk (approx.)



### Method

Sift flour, baking powder and salt into a bowl.

In another bowl beat egg and **Chelsea White Sugar** until thick. Add with milk to the sifted ingredients. Mix until smooth. Spoon tablespoon-full amounts onto a hot greased griddle or non-stick frying pan. Turn pikelets over when bubbles start to appear on the surface. Cook until golden.

## **Fly catching frogs**

### **You need;**

Toilet roll

Paint

Googly eyes

String

Flies

Small pebble

Card or an empty packet from the pantry.

Stapler

Arms and legs template

Cellotape

PVA glue



### **How to make;**

Staple bottom of toilet roll together and paint.

Using the template below, cut out arms and legs and glue onto card. Attach to body with PVA glue. If you don't have any cellotape will work also. If your able to print the template it will be the correct size.

Colour in fly and use a gun to attach to a pebble.

Use hot glue gun to attach string to frog and fly

Glue on googly eyes, if you don't have any you can use a marker pen and draw on.

Once dry, try to swing the fly into the mouth of the frog.

